



SOIL CULTIVATION MACHINERY

FIELD TYPE ROTARY TILLER

- Wide variety of models
- Strong, robust and durable body structure
- Long-lasting imported blades
- Optional different types of rollers
- Gear type power transmission
- Long service life due to friction type clutch system
- Extensive and experienced service network
- Spare parts availability
- 2 years of warranty



Hisarlar Tarım Makineleri

Erkunt Traktör Sanayii A.Ş.
Organize Sanayi Bölgesi Batı Hun Cad. No:2
06935 Sincan Ankara/TÜRKİYE

hisarlartarimmakineleri.com.tr
hisarlaryedekparca.com.tr



0312 267 50 00





With the 4 speed transmission option offered as standard, the product allows for a more efficient plowing and proper seedbed preparation in different soil conditions.



The product easily breaks up and quickly mixes the soil with blades designed in the best form and arrangement. With the strong and robust blades, it is possible to work successfully in all kinds of soil conditions.



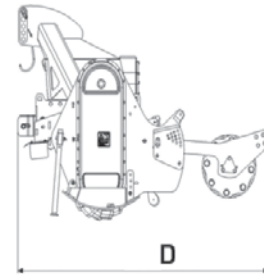
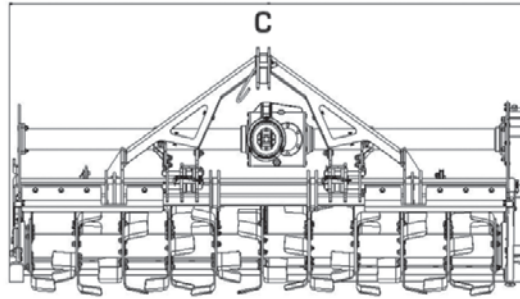
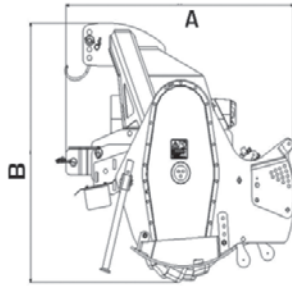
The friction type clutch system used in Field Type Rotary Tillers prevents sudden loads from the tractor during the engagement of the PTO shaft from damaging the transmission. This ensures long-lasting and safe operation.



The standard spring-loaded rear cover allows the soil impact effect to be increased or decreased.



The digger feet aligned behind the tractor tire ensure that the soil section crushed by the tire is raised and a more homogeneous soil structure is created.



TECHNICAL SPECIFICATIONS													
MODEL	WORK WIDTH (CM)	WORK DEPTH (CM)	NUMBER OF BLADES AND FLANGES	REQUIRED TRACTOR POWER (HP)	WEIGHT PACKER ROLLER (KG)	WEIGHT CRUMBLER ROLLER (KG)	MACHINE DIMENSIONS (A x B x C) (CM)	ROLLER (D) (CM)	L BLADE	C BLADE	DOMESTIC TRANSMISSION	CHAIN TYPE	GEAR TYPE
ROTARY TILLER 180	185	20	42 / 8	55 - 65	675	830	103x108x195	150	✓	✓	✓	-	✓
ROTARY TILLER 205	205	20	48 / 9	65 - 75	740	890	103x108x220	150	✓	✓	✓	-	✓
ROTARY TILLER 230	230	20	54 / 10	75 - 90	806	946	103x108x245	150	✓	✓	✓	-	✓
ROTARY TILLER 265	265	20	60 / 11	90 - 100	1166	1320	123x121x280	185	✓	✓	✓	-	✓
ROTARY TILLER 300	290	20	66 / 12	100 - 120	1220	1380	123x121x315	185	✓	✓	✓	-	✓
ROTARY TILLER 350	350	20	78 / 14	110 - 150	1610	1810	123x133x355	185	✓	✓	✓	✓	-
ROTARY TILLER 400	400	20	90 / 16	120 - 170	1755	1965	123x133x410	185	✓	✓	✓	✓	-

*Hisarlar Tarım Makineleri reserves the right to make changes to the machines without prior notice and without making changes to previously sold machines.

OPTIONAL FEATURES



PACKER ROLLER

Compresses and flattens the cultivated soil and prevents the soil from losing moisture. Also adjusts the working depth.



CRUMBLER ROLLER

The adjustable roller used in the Field Type models compresses the soil and maintains the soil mellowness. With the inclined roller structure, the marks created on the soil surface prevent the accumulation of water in the treated soil and prevent the formation of a duff layer.



"L" blade form

"C" blade form

In field type rotary tillers, L blade form, which enables more efficient operation in dry and rigid soils, and C blade form, which enables more efficient operation in moist and soft type soils, are optionally available.