



## HARVESTING MACHINERY

# ROW INDEPENDENT MAIZE CHOPPER

- Higher capacity with larger fan diameter and feed unit
- Easy and fast belt change
- 3600 hydro-motor controlled flue rotation angle
- Hydraulically operated flue end discharge diverter
- Smart gearbox, no additional gearbox investment needed for Front PTO usage (No need to purchase additional transmission).
- Extensive and experienced service network
- Spare parts availability
- 2 years warranty



### Hisarlar Tarım Makineleri

Erkunt Traktör Sanayii A.Ş.  
Organize Sanayi Bölgesi Batı Hun Cad. No:2  
06935 Sincan Ankara/TÜRKİYE

hisarlartarimmakineleri.com.tr  
hisarlaryedekparca.com.tr

0312 267 50 00



MODEL NAME	UNIT	FH02RI
SHIPPING DIMENSIONS (LENGTHxWIDTHxHEIGHT)	mm	2875*1920*2350
WEIGHT (KG)	kg	1350 Kg
WORKING WIDTH (CM)	mm	1285 Mm
POWER REQUIREMENT - (Min.-Max.) (Kw)	HP	75-120
TRACTOR HITCH LOCATION	-	Rear, Side, Front
USE IN FRONT OF TRACTOR	-	Standard (1000 Rpm)
TAIL SHAFT OPTION	Rotation/Rpm	540 Rpm Side and Rear Format (Standard) 1000 Rpm Side (Standard) 1000 Rpm Front (Standard)
SAFETY SYSTEM	-	Safety Belt & Chain Coupling
POWER TRANSMISSION SYSTEM	-	Gear Box Combination
HYDRAULIC CENTER ARM	-	Optional
SIZE OF SLICE (**)	mm	6,35 - 9 - 9,5 - 12 - 12,7 - 18 - 19 Mm
NUMBER OF SLICER BLADES	Qty/pcs	12
NUMBER OF EJECTOR PALLETS	Qty/pcs	12
NUMBER OF FIXED BLADES	Qty/pcs	1 (Bidirectional)
NUMBER OF CIRCLE BLADES (Drum)	Qty/pcs	6
RATE OF FEED (**)	Km/hour	4.64 Km/h
CAPACITY (***)	Ton/hour	55 Ton/hour
INDEPENDENT HYDRAULIC SYSTEM	-	Optional
HYDRAULIC VALVE CONTROL POSITION	-	Tractor Cabin
FLUE END DIVERTER CONTROL	-	Hydraulic
FLUE ROTATION	-	Hydro-motor 360
FLUE END DIVERTER	Degree	3600 Hydraulic
WHEEL SIZE	-	165-80/r13
NUMBER OF WHEELS	Qty/pcs	1
3 POINT HITCH SYSTEM STANDARD	-	Cat 2 - Cat 3n
BACK PUSHING	-	Manual
GRAIN CRUSHER	-	Interchangeable Plate Integrated in the Slicing Unit
HARVESTABLE CROPS (****)	-	50 Cm and Above Green Fodder Crops
HORIZONTAL ELEVATOR SPIRAL	-	Optional
SPIRAL DRIVE FORM	-	Hydro-motor

\* Theoretical slicing dimensions. Product dry matter ratio may vary according to characteristics of type and field conditions.

\*\* The theoretical feed rate at full capacity for a slice size of 6.3 mm. Yield may vary depending on operator, terrain and tractor conditions.

\*\*\* Theoretical work capacity for a slice size of 6.3 mm. Yield may vary depending on operator, terrain and tractor conditions.

\*\*\*\* Corn, sudan grass, napier grass, regrass, wheatgrass, legume forage crops etc.





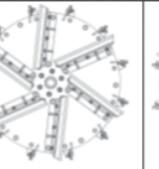



Hisarlar Tarım Makineleri reserves the right to make changes to the machines without prior notice and without making changes to previously sold machines.



With the Intelli-Driveline (Smart motion transmission system), the transmission can be easily reversed and operated with either 540 or 1000 rpm PTO at the rear and side of the tractor. There is no need to purchase an extra gearbox with the 1000 rpm front PTO connection offered as standard. The machine offers harvesting options in front of the tractor (1000 RPM), on the right side (540/1000 RPM) and in the rear (540 RPM).

With a 1025 mm fan diameter, up to 20 cm larger, it offers higher capacity harvesting and ejection power.

Thanks to its simple and robust structure, the product offers a short service time and a long service life.

	540 RPM			1000 RPM		
SLICING DIMENSIONS Length of Cut (LOC)						
	9,5 mm	19 mm	38 mm	9 mm	18 mm	36 mm
	6,35 mm	12,7 mm	25,4 mm	6 mm	12 mm	24 mm

\* The dimensions indicated in the table are the theoretical slicing dimensions. These may vary according to field conditions.



## USAGE FORMS



FRONT




REAR



SIDE



The optional hydro-motorized tilted crop lifting spiral helps to minimize crop loss by pulling the crop that has tilted due to external factors such as wind, rain, wild animal damage, etc. into the feeding drum of the machine.



With a flywheel diameter of 1025 mm, 12 flywheel blades, 1 fixed blade with two-way direction and 12 ejector pallets, offers high capacity harvesting for maize and forage crops longer than 50 cm with a wide range of cutting lengths between 9.5 mm-38 mm.